

Closing Agents Trend Report

*Duval County
January 2016*

Published By:

Metro Market Trends, Inc.

A Real Estate Information Company

4400 Bayou Blvd. Ste 14, Pensacola, FL 32503

Phone: 850-474-1398

Fax: 850-478-6249

E-Mail: mmt@mmtinfo.com Web: www.mmtinfo.com

The information contained herein has been compiled from documents and data furnished by county clerks, county property appraiser offices, applicable city governments, the State of Florida, and various private entities. This information is to be used for information purposes only. The research staff of Metro Market Trends, Inc. has categorized much of the source information using a proprietary computer based real estate analysis system. All information is believed to be reliable and every attempt is made to insure that all data is accurate. However, no liability is assumed for the accuracy or completeness of this information by Metro Market Trends, Inc. or the other data providers.

Duval

	---- JAN 2016 ----		---- JAN 2015 ----		---% Change ---		---- 2016 YTD ----		---- 2015 YTD ----		---% Change ---	
	Number	\$ Volume	Number	\$ Volume	Number	\$ Vol	Number	\$ Volume	Number	\$ Volume	Number	\$ Vol
Total Real Estate Transactions	2,573	581,307,721	2,375	384,729,130	8.34	51.10	2,573	581,307,721	2,375	384,729,130	8.34	51.10
Total Mortgages Associated with Transactions	937	323,708,300	724	226,783,400	29.42	42.74	937	323,708,300	724	226,783,400	29.42	42.74

Duval

	---- JAN 2016 ----		---- JAN 2015 ----		---% Change ---		---- 2016 YTD ----		---- 2015 YTD ----		---% Change ---	
	Number	\$ Volume	Number	\$ Volume	Number	\$ Vol	Number	\$ Volume	Number	\$ Volume	Number	\$ Vol
Total Transactions	2,085	234,602,921	1,996	206,679,730	4.46	13.51	2,085	234,602,921	1,996	206,679,730	4.46	13.51
Total Mortgages Associated with Transactions	875	151,984,300	674	121,891,300	29.82	24.69	875	151,984,300	674	121,891,300	29.82	24.69

*Note: "Residential" represents Single Family, Condominia, Townhome units, and PreSold Permits combined.

SINGLE FAMILY SALES - NUMBER OF UNITS FOR JAN 2016

	---- JAN 2016 ----		---- JAN 2015 ----		---- DEC 2015 ----		--- 2016 to Date ---	
	Total	%	Total	%	Total	%	Total	%
New Sales (Transfers)	137	10.32	109	9.86	212	13.06	137	10.32
New Sales (Permits)	8	0.60	11	0.99	11	0.68	8	0.60
Total New Sales	145	10.93	120	10.85	223	13.74	145	10.93
Resales	1,182	89.07	986	89.15	1,400	86.26	1,182	89.07
Total	1,327	100.00	1,106	100.00	1,623	100.00	1,327	100.00

SINGLE FAMILY SALES - SALES VOLUME FOR JAN 2016

	---- JAN 2016 ----		---- JAN 2015 ----		---- DEC 2015 ----		--- 2016 to Date ---	
	Dollar	%	Dollar	%	Dollar	%	Dollar	%
New Sales (Transfers)	37,062,300	18.18	32,296,500	19.17	63,024,300	22.09	37,062,300	18.18
New Sales (Permits)	1,687,421	0.83	4,666,530	2.77	4,213,940	1.48	1,687,421	0.83
Total New Sales	38,749,721	19.01	36,963,030	21.94	67,238,240	23.57	38,749,721	19.01
Resales	165,131,000	80.99	131,512,400	78.06	218,012,700	76.43	165,131,000	80.99
Total	203,880,721	100.00	168,475,430	100.00	285,250,940	100.00	203,880,721	100.00

SINGLE FAMILY SALES - AVERAGE SALES PRICE JAN 2016

	JAN 2016	JAN 2015	DEC 2015	2016 to Date
New Sales (Transfers)	270,528	296,298	297,284	270,528
New Sales (Permits)	210,928	424,230	383,085	210,928
Total New Sales	267,239	308,025	301,517	267,239
Resales	139,705	133,380	155,723	139,705
Total	153,640	152,329	175,755	153,640

SINGLE FAMILY SALES - MEDIAN SALES PRICE JAN 2016

	JAN 2016	JAN 2015	DEC 2015	2016 to Date
New Sales (Transfers)	260,100	240,000	253,200	260,100
New Sales (Permits)	127,375	300,000	305,000	127,375
Total New Sales	259,900	250,950	256,812	259,900
Resales	105,000	105,000	127,000	105,000
Total	119,900	119,750	144,900	119,900

* New Sales (Transfers) represent the deed transfers of property from Builders.

** New Sales (Permits) represent the construction of presold homes on property owned by individuals.

Duval

Closing Agent	---- JAN 2016 ----		---- JAN 2015 ----		---- DEC 2015 ----		--- 2016 to Date ---	
	Trans	Percent	Trans	Percent	Trans	Percent	Trans	Percent
1 CLERK OF COURT	372	14.40	381	16.08	282	8.88	372	14.40
2 WALTON ACQUISITIONS FL LLC	84	3.25			39	1.23	84	3.25
3 SUNSHINE TITLE CORP	78	3.02	61	2.57	102	3.21	78	3.02
4 LANDMARK TITLE	62	2.40	45	1.90	67	2.11	62	2.40
5 ALL FLORIDA TITLE SERVICES, INC	52	2.01	24	1.01	49	1.54	52	2.01
6 OSBORNE & SHEFFIELD TITLE SERVICES LLC	48	1.86	45	1.90	57	1.80	48	1.86
7 RYAN MARKS & STROMBERG ATTORNEYS	41	1.59	29	1.22	37	1.17	41	1.59
8 NORTH AMERICAN TITLE COMPANY	40	1.55	27	1.14	41	1.29	40	1.55
9 GIBRALTAR TITLE SERVICES INC	39	1.51	58	2.45	59	1.86	39	1.51
10 HILLCREST TITLE & TRUST AGENCY LLC	38	1.47	23	0.97	63	1.98	38	1.47
11 WATSON TITLE SERVICES OF NORTH FLORIDA	36	1.39	20	0.84	53	1.67	36	1.39
12 J RILEY WILLIAMS PLC	33	1.28	19	0.80	31	0.98	33	1.28
13 LAW OFFICES OF ROD SCHLOTH P A	31	1.20	29	1.22	39	1.23	31	1.20
14 ROSENBERG LPA ATTORNEYS AT LAW	28	1.08	1	0.04	10	0.32	28	1.08
15 SHEFFIELD & BOATRIGHT TITLE SERVICES	27	1.05	16	0.68	58	1.83	27	1.05
16 PONTE VEDRA TITLE	26	1.01	35	1.48	32	1.01	26	1.01
17 MTI TITLE INSURANCE AGENCY INC	25	0.97	16	0.68	29	0.91	25	0.97
18 DHI TITLE OF FLORIDA INC	24	0.93	37	1.56	41	1.29	24	0.93
19 APECS HOLDINGS LLC	23	0.89					23	0.89
20 MCKILLOP LAW FIRM P L	23	0.89	18	0.76	38	1.20	23	0.89
21 TITLE AMERICA REAL ESTATE CLOSINGS INC	23	0.89	18	0.76	45	1.42	23	0.89
22 ESTATE TITLE & TRUST	22	0.85	14	0.59	20	0.63	22	0.85
23 LAWRENCE J BERNARD, ESQ	22	0.85	14	0.59	32	1.01	22	0.85
24 RICHARD T MOREHEAD TITLE & ESCROW	20	0.77	18	0.76	21	0.66	20	0.77
25 PREMIUM TITLE SERVICES INC	19	0.74	20	0.84	19	0.60	19	0.74
26 ALBERTELLI LAW	18	0.70	14	0.59	18	0.57	18	0.70
27 DUANE C ROMANELLO P A	18	0.70	58	2.45	31	0.98	18	0.70
28 FIRST AMERICAN TITLE INSURANCE	18	0.70	11	0.46	28	0.88	18	0.70
29 CRABTREE LAW GROUP P A	17	0.66	10	0.42	16	0.50	17	0.66
30 DUSS KENNEY SAFER HAMPTON & JOOS P A	17	0.66	11	0.46	8	0.25	17	0.66
31 AMERICAS CHOICE TITLE COMPANY	15	0.58	18	0.76	37	1.17	15	0.58
32 ELITE TITLE & ESCROW	15	0.58	16	0.68	24	0.76	15	0.58
33 FISHER, TOUSEY, LEAS, & BALL	15	0.58	11	0.46	32	1.01	15	0.58
34 GUARDIAN TITLE & TRUST INC	15	0.58	8	0.34	14	0.44	15	0.58
35 DREAM FINDERS TITLE LLC	14	0.54	4	0.17	8	0.25	14	0.54
36 TODD WATSON ATTORNEY	14	0.54					14	0.54
37 VYSTAR TITLE AGENCY	14	0.54	16	0.68	8	0.25	14	0.54
38 KENDALL TITLE SERVICES INC	13	0.50	8	0.34	28	0.88	13	0.50
39 PGP TITLE	13	0.50	3	0.13	31	0.98	13	0.50
40 CROCKETT LAW PL	12	0.46	6	0.25	6	0.19	12	0.46
41 HEAD MOSS FULTON & GRIFFIN PA	12	0.46	7	0.30	18	0.57	12	0.46
42 HOMEGUARD TITLE & TRUST	12	0.46	16	0.68	19	0.60	12	0.46
43 ROGERS TOWERS P A	12	0.46	10	0.42	29	0.91	12	0.46
44 SENIOR COUNSEL ATTORNEYS AT LAW	12	0.46	7	0.30	12	0.38	12	0.46
45 STEWART TITLE COMPANY	12	0.46	12	0.51	14	0.44	12	0.46
46 TODD FABER ESQ	12	0.46	3	0.13	1	0.03	12	0.46
47 EXPRESS LEGAL DOX LLC	11	0.43			12	0.38	11	0.43
48 GRAY ROBINSON PA	10	0.39	1	0.04	3	0.09	10	0.39
49 JONATHAN H GOODMAN	10	0.39	8	0.34	3	0.09	10	0.39
50 KASS SHULER P A	10	0.39	8	0.34	11	0.35	10	0.39
51 NEWTON & NEWTON P A	10	0.39	15	0.63	15	0.47	10	0.39
52 TOTAL TITLE SOLUTIONS JAX	10	0.39	8	0.34	4	0.13	10	0.39
53 US PATRIOT TITLE LLC	10	0.39	4	0.17	16	0.50	10	0.39

Duval

Closing Agent	---- JAN 2016 ----		---- JAN 2015 ----		---- DEC 2015 ----		--- 2016 to Date ---	
	Trans	Percent	Trans	Percent	Trans	Percent	Trans	Percent
54 INTEGRITY LAW P A	9	0.35	1	0.04	4	0.13	9	0.35
55 JERAMIE J FORTENBERRY ESQ	9	0.35	8	0.34	20	0.63	9	0.35
56 LEGALLY MINE LLC	9	0.35					9	0.35
57 ROCK SOLID BUSINESS LAW PLLC	9	0.35	2	0.08	10	0.32	9	0.35
58 SUNSET CAPITAL TITLE SERVICES	9	0.35	5	0.21	6	0.19	9	0.35
59 BRILEY AND DEAL P A	8	0.31	6	0.25	3	0.09	8	0.31
60 FIRST INTERNATIONAL TITLE INC	8	0.31	9	0.38	39	1.23	8	0.31
61 INFORMATION SYSTEMS & NETWORKS CORP	8	0.31					8	0.31
62 MARIE S CONFORTI ESQUIRE	8	0.31					8	0.31
63 AV HOMES	7	0.27			2	0.06	7	0.27
64 BOWER MORGAN & ASSOCIATES P A	7	0.27	4	0.17	3	0.09	7	0.27
65 DEEDS ON DEMAND PC	7	0.27	1	0.04			7	0.27
66 KAHANE & ASSOCIATES PA	7	0.27	6	0.25	6	0.19	7	0.27
67 MCCABE LAW GROUP P A	7	0.27	15	0.63	23	0.72	7	0.27
68 MCCALLA RAYMER LLC	7	0.27	3	0.13	7	0.22	7	0.27
69 NEW HOUSE TITLE LLC	7	0.27	4	0.17	2	0.06	7	0.27
70 SERVICELINK	7	0.27	9	0.38	11	0.35	7	0.27
71 SHAPIRO FISHMAN & GACHE LLP	7	0.27	2	0.08	3	0.09	7	0.27
72 TAYLOR STEWART HOUSTON & DUSS P A	7	0.27	6	0.25	14	0.44	7	0.27
73 TITLE & ABSTRACT AGENCY/AMERICA	7	0.27	5	0.21	9	0.28	7	0.27
74 AMERICAN HOME TITLE & ESCROW CO	6	0.23	3	0.13	13	0.41	6	0.23
75 BRENNAN MANNA & DIAMOND PL	6	0.23			2	0.06	6	0.23
76 CHOICE LEGAL GROUP P A	6	0.23	4	0.17	8	0.25	6	0.23
77 CROSSLAND TITLE SERVICES	6	0.23	4	0.17	5	0.16	6	0.23
78 FIRST COAST TITLE SERVICE, INC	6	0.23	3	0.13	10	0.32	6	0.23
79 GREENSPOON MARDER P A	6	0.23	19	0.80	5	0.16	6	0.23
80 LAW OFFICE OF DAVID M GOLDMAN	6	0.23	4	0.17	8	0.25	6	0.23
81 MARSH LANDING TITLE LLC	6	0.23	7	0.30	16	0.50	6	0.23
82 REO TITLE COMPANY OF FLORIDA LLC	6	0.23	5	0.21	9	0.28	6	0.23
83 STEWART LENDER SERVICES	6	0.23	9	0.38	3	0.09	6	0.23
84 THOMAS C SANTORO	6	0.23	3	0.13	9	0.28	6	0.23
85 TRADEMARK TITLE SERVICES INC	6	0.23	4	0.17	8	0.25	6	0.23
86 ZUFELT LAW OFFICES LLC	6	0.23	7	0.30	6	0.19	6	0.23
87 BRANT ABRAHAM REITER ETAL	5	0.19	2	0.08			5	0.19
88 BROCK & SCOTT PLLC	5	0.19	1	0.04	5	0.16	5	0.19
89 BUYERS TITLE INC	5	0.19	10	0.42	7	0.22	5	0.19
90 CARTIFF MANAGEMENT INC	5	0.19					5	0.19
91 CERTIFIED DOCUMENT SOLUTIONS	5	0.19	2	0.08	11	0.35	5	0.19
92 DEBORAH W TAYLOR ATTORNEY	5	0.19	6	0.25	9	0.28	5	0.19
93 DHI TITLE COMPANY	5	0.19					5	0.19
94 EXL LEGAL PLLC	5	0.19			6	0.19	5	0.19
95 FIDELITY NATIONAL TITLE OF FLORIDA INC	5	0.19	14	0.59	6	0.19	5	0.19
96 FLORIDA DEPT OF TRANSPORTATION	5	0.19	3	0.13	4	0.13	5	0.19
97 GLENN A TAYLOR PA	5	0.19	4	0.17	7	0.22	5	0.19
98 HOLLAND & KNIGHT	5	0.19			2	0.06	5	0.19
99 PHELAN HALLINAN DIAMOND & JONES PLLC	5	0.19			2	0.06	5	0.19
100 RAS TITLE LLC	5	0.19	4	0.17	6	0.19	5	0.19
101 SHD LEGAL GROUP PA	5	0.19	2	0.08	6	0.19	5	0.19
102 STEEL CITY TITLE INC	5	0.19	1	0.04	2	0.06	5	0.19
103 TOWN SQUARE TITLE LTD	5	0.19	5	0.21	1	0.03	5	0.19
104 TYLER A GOLD PA	5	0.19	7	0.30	6	0.19	5	0.19
105 ANSBACHER & SCHNEIDER PA	4	0.15	11	0.46	5	0.16	4	0.15
106 BARNES & COHEN PA	4	0.15					4	0.15

Duval

Closing Agent	---- JAN 2016 ----		---- JAN 2015 ----		---- DEC 2015 ----		--- 2016 to Date ---	
	Total Dollar	Market Share %	Total Dollar	Market Share %	Total Dollar	Market Share %	Total Dollar	Market Share %
1 GREENBAUM ROWE SMITH & DAVIS	90,500,200	15.61					90,500,200	15.61
2 GOODWIN PROCTER LLP	39,000,000	6.73					39,000,000	6.73
3 FIDELITY NATIONAL TITLE OF FLORIDA INC	36,999,400	6.38	960,100	0.25	669,000	0.12	36,999,400	6.38
4 SHUTTS & BOWEN LLP	23,500,000	4.05					23,500,000	4.05
5 CLERK OF COURT	11,375,400	1.96	17,777,600	4.68	17,036,900	2.98	11,375,400	1.96
6 LANDMARK TITLE	10,398,900	1.79	7,812,300	2.06	14,403,800	2.52	10,398,900	1.79
7 OSBORNE & SHEFFIELD TITLE SERVICES LLC	9,708,600	1.67	8,204,800	2.16	11,811,100	2.07	9,708,600	1.67
8 PONTE VEDRA TITLE	8,909,800	1.54	10,035,300	2.64	10,015,500	1.75	8,909,800	1.54
9 GIBRALTAR TITLE SERVICES INC	8,707,100	1.50	16,295,100	4.29	18,319,500	3.21	8,707,100	1.50
10 NORTH AMERICAN TITLE COMPANY	8,584,100	1.48	5,575,800	1.47	9,122,200	1.60	8,584,100	1.48
11 LAW OFFICES OF ROD SCHLOTH P A	8,119,100	1.40	8,942,500	2.35	8,140,400	1.43	8,119,100	1.40
12 BROAD & CASSEL	7,820,000	1.35	750,000	0.20			7,820,000	1.35
13 JAMES A HOENER ESQUIRE	7,089,400	1.22			4,500,000	0.79	7,089,400	1.22
14 SMITH HULSEY & BUSEY	6,704,400	1.16	5,400,000	1.42	741,400	0.13	6,704,400	1.16
15 MCKILLOP LAW FIRM P L	6,700,900	1.16	1,426,000	0.38	3,563,800	0.62	6,700,900	1.16
16 J RILEY WILLIAMS PLC	6,638,900	1.15	3,195,600	0.84	5,013,500	0.88	6,638,900	1.15
17 HILLCREST TITLE & TRUST AGENCY LLC	6,296,200	1.09	3,526,800	0.93	9,283,900	1.63	6,296,200	1.09
18 ROGERS TOWERS P A	6,090,100	1.05	1,000	0.00	3,433,900	0.60	6,090,100	1.05
19 SUNSHINE TITLE CORP	6,060,500	1.05	3,275,100	0.86	9,055,200	1.59	6,060,500	1.05
20 SHEFFIELD & BOATRIGHT TITLE SERVICES	5,967,000	1.03	2,766,300	0.73	12,647,300	2.21	5,967,000	1.03
21 FRANK WEINBERG & BLACK PL	5,950,000	1.03					5,950,000	1.03
22 WATSON TITLE SERVICES OF NORTH FLORIDA	5,835,500	1.01	2,634,000	0.69	9,314,600	1.63	5,835,500	1.01
23 RYAN MARKS & STROMBERG ATTORNEYS	5,770,600	1.00	3,968,600	1.04	5,969,000	1.05	5,770,600	1.00
24 ALL FLORIDA TITLE SERVICES, INC	5,690,500	0.98	3,061,200	0.81	6,733,200	1.18	5,690,500	0.98
25 DHI TITLE OF FLORIDA INC	4,554,900	0.79	8,408,800	2.21	9,508,300	1.66	4,554,900	0.79
26 HATHAWAY & REYNOLDS P A	4,500,200	0.78	953,200	0.25	660,100	0.12	4,500,200	0.78
27 FIRST AMERICAN TITLE INSURANCE	4,431,900	0.76	2,529,000	0.67	8,014,100	1.40	4,431,900	0.76
28 BUCHANAN INGERSOLL & ROONEY	4,200,000	0.72					4,200,000	0.72
29 EDWARD J WITTEN ESQ.	4,000,000	0.69			100	0.00	4,000,000	0.69
30 BARTLETT TITLE SERVICES LLC	3,861,100	0.67	1,364,600	0.36	4,396,500	0.77	3,861,100	0.67
31 DREAM FINDERS TITLE LLC	3,810,400	0.66	726,100	0.19	3,119,500	0.55	3,810,400	0.66
32 ESTATE TITLE & TRUST	3,783,700	0.65	2,298,100	0.60	2,337,800	0.41	3,783,700	0.65
33 HOMEGUARD TITLE & TRUST	3,631,800	0.63	4,500,100	1.18	3,352,200	0.59	3,631,800	0.63
34 NEWTON & NEWTON P A	3,449,600	0.60	3,179,800	0.84	5,293,400	0.93	3,449,600	0.60
35 DAVID A KING, ATTORNEY	3,400,000	0.59	300	0.00			3,400,000	0.59
36 RICHARD T MOREHEAD TITLE & ESCROW	3,397,200	0.59	3,528,600	0.93	3,629,500	0.64	3,397,200	0.59
37 MTI TITLE INSURANCE AGENCY INC	3,301,900	0.57	2,205,800	0.58	3,517,900	0.62	3,301,900	0.57
38 CRABTREE LAW GROUP P A	3,281,000	0.57	808,800	0.21	2,933,800	0.51	3,281,000	0.57
39 DUSS KENNEY SAFER HAMPTON & JOOS P A	3,230,100	0.56	12,140,100	3.19	1,729,000	0.30	3,230,100	0.56
40 TAYLOR STEWART HOUSTON & DUSS P A	2,987,100	0.52	1,208,600	0.32	1,410,200	0.25	2,987,100	0.52
41 VAN ROOY LAW	2,940,200	0.51			12,796,800	2.24	2,940,200	0.51
42 KENDALL TITLE SERVICES INC	2,899,700	0.50	1,244,400	0.33	4,990,700	0.87	2,899,700	0.50
43 PGP TITLE	2,735,900	0.47	731,300	0.19	6,346,400	1.11	2,735,900	0.47
44 TITLE AMERICA REAL ESTATE CLOSINGS INC	2,724,600	0.47	2,006,600	0.53	6,119,700	1.07	2,724,600	0.47
45 CROCKETT LAW PL	2,649,100	0.46	1,040,400	0.27	1,353,000	0.24	2,649,100	0.46
46 BRILEY AND DEAL P A	2,578,300	0.44	1,002,200	0.26	1,153,000	0.20	2,578,300	0.44
47 STEWART TITLE COMPANY	2,576,700	0.44	1,778,600	0.47	2,579,400	0.45	2,576,700	0.44
48 AMERICAS CHOICE TITLE COMPANY	2,500,300	0.43	3,258,100	0.86	7,324,500	1.28	2,500,300	0.43
49 TOWN SQUARE TITLE LTD	2,472,700	0.43	2,058,500	0.54	459,800	0.08	2,472,700	0.43
50 DUANE C ROMANELLO P A	2,467,900	0.43	1,221,800	0.32	3,727,900	0.65	2,467,900	0.43
51 ROCK SOLID BUSINESS LAW PLLC	2,344,500	0.40	580,500	0.15	2,047,900	0.36	2,344,500	0.40
52 AV HOMES	2,259,200	0.39			580,900	0.10	2,259,200	0.39

Duval

Closing Agent	---- JAN 2016 ----		---- JAN 2015 ----		---- DEC 2015 ----		--- 2016 to Date ---	
	Total Dollar	Market Share %	Total Dollar	Market Share %	Total Dollar	Market Share %	Total Dollar	Market Share %
53 GUNSTER YOAKLEY & STEWART P A	2,241,900	0.39	400,100	0.11	100	0.00	2,241,900	0.39
54 AMERICAN HOME TITLE & ESCROW CO	2,110,300	0.36	1,010,300	0.27	5,031,600	0.88	2,110,300	0.36
55 ADAMS & REESE LLP	2,050,100	0.35					2,050,100	0.35
56 GUARDIAN TITLE & TRUST INC	1,999,600	0.34	683,000	0.18	2,156,300	0.38	1,999,600	0.34
57 DHI TITLE COMPANY	1,938,000	0.33					1,938,000	0.33
58 HOLBROOK AKEL COLD RAY & REICHARD	1,900,000	0.33			100	0.00	1,900,000	0.33
59 PREMIUM TITLE SERVICES INC	1,882,800	0.32	1,807,000	0.48	1,571,100	0.28	1,882,800	0.32
60 LAWRENCE J BERNARD, ESQ	1,690,700	0.29	173,200	0.05	2,513,100	0.44	1,690,700	0.29
61 VYSTAR TITLE AGENCY	1,667,400	0.29	988,500	0.26	385,800	0.07	1,667,400	0.29
62 ROSENBERG LPA ATTORNEYS AT LAW	1,640,200	0.28	165,500	0.04	713,200	0.12	1,640,200	0.28
63 HEAD MOSS FULTON & GRIFFIN PA	1,634,600	0.28	479,900	0.13	3,364,000	0.59	1,634,600	0.28
64 WALTON ACQUISITIONS FL LLC	1,610,000	0.28			650,000	0.11	1,610,000	0.28
65 FIRST INTERNATIONAL TITLE INC	1,609,600	0.28	1,296,500	0.34	3,764,700	0.66	1,609,600	0.28
66 HEEKIN LAW FIRM P A	1,574,200	0.27	117,000	0.03	166,800	0.03	1,574,200	0.27
67 TOTAL TITLE SOLUTIONS JAX	1,496,200	0.26	781,000	0.21	637,000	0.11	1,496,200	0.26
68 DEBORAH W TAYLOR ATTORNEY	1,434,500	0.25	1,544,200	0.41	1,620,500	0.28	1,434,500	0.25
69 MAJESTY TITLE SERVICES LLC	1,400,000	0.24					1,400,000	0.24
70 BRYAN C GOODE III PA	1,316,500	0.23	845,000	0.22	1,363,000	0.24	1,316,500	0.23
71 PARAMOUNT TITLE	1,300,000	0.22	74,900	0.02	337,700	0.06	1,300,000	0.22
72 ELITE TITLE & ESCROW	1,290,900	0.22	1,691,600	0.45	1,779,600	0.31	1,290,900	0.22
73 US PATRIOT TITLE LLC	1,240,700	0.21	186,500	0.05	2,795,200	0.49	1,240,700	0.21
74 SAMUEL L. LEPRELL, ESQ	1,150,100	0.20			983,200	0.17	1,150,100	0.20
75 ALBERTELLI LAW	1,141,900	0.20	1,075,300	0.28	1,465,700	0.26	1,141,900	0.20
76 TITLE & ABSTRACT AGENCY/AMERICA	1,141,700	0.20	473,000	0.12	889,600	0.16	1,141,700	0.20
77 GREENBERG TRAUIG PA	1,100,000	0.19			48,000,000	8.40	1,100,000	0.19
78 CRUMLEY & WOLFE LAW FIRM P A	1,025,000	0.18	1,062,800	0.28			1,025,000	0.18
79 MCCABE LAW GROUP P A	1,009,900	0.17	2,709,800	0.71	5,226,200	0.92	1,009,900	0.17
80 JERAMIE J FORTENBERRY ESQ	993,900	0.17	760,800	0.20	1,787,900	0.31	993,900	0.17
81 BOGIN MUNNS & MUNNS PA	970,000	0.17	561,200	0.15	472,400	0.08	970,000	0.17
82 ANSBACHER & SCHNEIDER PA	945,200	0.16	2,147,800	0.57	2,052,100	0.36	945,200	0.16
83 MARSH LANDING TITLE LLC	916,900	0.16	650,000	0.17	5,301,400	0.93	916,900	0.16
84 F R S	904,900	0.16	759,000	0.20	871,000	0.15	904,900	0.16
85 SIDNEY S SIMMONS II ESQUIRE	900,000	0.16					900,000	0.16
86 ANSBACHER LAW	898,000	0.15					898,000	0.15
87 MARKS GRAY P A	854,400	0.15	500	0.00	1,045,300	0.18	854,400	0.15
88 GLENN A TAYLOR PA	849,100	0.15	300,100	0.08	623,600	0.11	849,100	0.15
89 SUNSET CAPITAL TITLE SERVICES	825,300	0.14	483,600	0.13	1,210,900	0.21	825,300	0.14
90 ROBERT A HEEKIN ESQ	825,000	0.14			1,800,200	0.32	825,000	0.14
91 BRENNAN MANNA & DIAMOND PL	810,000	0.14			380,000	0.07	810,000	0.14
92 APECS HOLDINGS LLC	788,900	0.14					788,900	0.14
93 PROVIDENCE TITLE COMPANY LLC	769,000	0.13					769,000	0.13
94 MILESTONE TITLE SERVICES LLC	754,500	0.13					754,500	0.13
95 GREENSPOON MARDER P A	750,000	0.13	823,400	0.22	297,600	0.05	750,000	0.13
96 STEEL CITY TITLE INC	722,800	0.12	224,900	0.06	411,000	0.07	722,800	0.12
97 NEW HOUSE TITLE LLC	707,400	0.12	294,500	0.08	200	0.00	707,400	0.12
98 FISHER, TOUSEY, LEAS, & BALL	675,100	0.12	2,121,500	0.56	840,200	0.15	675,100	0.12
99 BUYERS TITLE INC	653,600	0.11	1,043,600	0.27	875,600	0.15	653,600	0.11
100 JACKSONVILLE TITLE & TRUST LLC	644,900	0.11	1,841,900	0.48	1,354,100	0.24	644,900	0.11
101 LAW OFFICE OF SHARON S LEARCH PA	642,000	0.11	363,700	0.10	566,100	0.10	642,000	0.11
102 SHD LEGAL GROUP PA	629,300	0.11	190,400	0.05	633,400	0.11	629,300	0.11
103 STUTSMAN LAW FIRM PA	615,000	0.11	812,000	0.21			615,000	0.11
104 INTEGRITY LAW P A	605,600	0.10	35,000	0.01	934,000	0.16	605,600	0.10

Duval

Closing Agent	---- 2016 YTD ----		---- 2016 YTD ----	
	Trans	Percent	Dollar	Percent
1 CLERK OF COURT	372	14.40	11,375,400	1.96
2 WALTON ACQUISITIONS FL LLC	84	3.25	1,610,000	0.28
3 SUNSHINE TITLE CORP	78	3.02	6,060,500	1.05
4 LANDMARK TITLE	62	2.40	10,398,900	1.79
5 ALL FLORIDA TITLE SERVICES, INC	52	2.01	5,690,500	0.98
6 OSBORNE & SHEFFIELD TITLE SERVICES LLC	48	1.86	9,708,600	1.67
7 RYAN MARKS & STROMBERG ATTORNEYS	41	1.59	5,770,600	1.00
8 NORTH AMERICAN TITLE COMPANY	40	1.55	8,584,100	1.48
9 GIBRALTAR TITLE SERVICES INC	39	1.51	8,707,100	1.50
10 HILLCREST TITLE & TRUST AGENCY LLC	38	1.47	6,296,200	1.09
11 WATSON TITLE SERVICES OF NORTH FLORIDA	36	1.39	5,835,500	1.01
12 J RILEY WILLIAMS PLC	33	1.28	6,638,900	1.15
13 LAW OFFICES OF ROD SCHLOTH P A	31	1.20	8,119,100	1.40
14 ROSENBERG LPA ATTORNEYS AT LAW	28	1.08	1,640,200	0.28
15 SHEFFIELD & BOATRIGTH TITLE SERVICES	27	1.05	5,967,000	1.03
16 PONTE VEDRA TITLE	26	1.01	8,909,800	1.54
17 MTI TITLE INSURANCE AGENCY INC	25	0.97	3,301,900	0.57
18 DHI TITLE OF FLORIDA INC	24	0.93	4,554,900	0.79
19 APECS HOLDINGS LLC	23	0.89	788,900	0.14
20 MCKILLOP LAW FIRM P L	23	0.89	6,700,900	1.16
21 TITLE AMERICA REAL ESTATE CLOSINGS INC	23	0.89	2,724,600	0.47
22 ESTATE TITLE & TRUST	22	0.85	3,783,700	0.65
23 LAWRENCE J BERNARD, ESQ	22	0.85	1,690,700	0.29
24 RICHARD T MOREHEAD TITLE & ESCROW	20	0.77	3,397,200	0.59
25 PREMIUM TITLE SERVICES INC	19	0.74	1,882,800	0.32
26 ALBERTELLI LAW	18	0.70	1,141,900	0.20
27 DUANE C ROMANELLO P A	18	0.70	2,467,900	0.43
28 FIRST AMERICAN TITLE INSURANCE	18	0.70	4,431,900	0.76
29 CRABTREE LAW GROUP P A	17	0.66	3,281,000	0.57
30 DUSS KENNEY SAFER HAMPTON & JOOS P A	17	0.66	3,230,100	0.56
31 AMERICAS CHOICE TITLE COMPANY	15	0.58	2,500,300	0.43
32 ELITE TITLE & ESCROW	15	0.58	1,290,900	0.22
33 FISHER, TOUSEY, LEAS, & BALL	15	0.58	675,100	0.12
34 GUARDIAN TITLE & TRUST INC	15	0.58	1,999,600	0.34
35 DREAM FINDERS TITLE LLC	14	0.54	3,810,400	0.66
36 TODD WATSON ATTORNEY	14	0.54	700	0.00
37 VYSTAR TITLE AGENCY	14	0.54	1,667,400	0.29
38 KENDALL TITLE SERVICES INC	13	0.50	2,899,700	0.50
39 PGP TITLE	13	0.50	2,735,900	0.47
40 CROCKETT LAW PL	12	0.46	2,649,100	0.46
41 HEAD MOSS FULTON & GRIFFIN PA	12	0.46	1,634,600	0.28
42 HOMEGUARD TITLE & TRUST	12	0.46	3,631,800	0.63
43 ROGERS TOWERS P A	12	0.46	6,090,100	1.05
44 SENIOR COUNSEL ATTORNEYS AT LAW	12	0.46	1,200	0.00
45 STEWART TITLE COMPANY	12	0.46	2,576,700	0.44
46 TODD FABER ESQ	12	0.46	513,800	0.09
47 EXPRESS LEGAL DOX LLC	11	0.43	1,100	0.00
48 GRAY ROBINSON PA	10	0.39	396,200	0.07
49 JONATHAN H GOODMAN	10	0.39	91,200	0.02
50 KASS SHULER P A	10	0.39	358,800	0.06
51 NEWTON & NEWTON P A	10	0.39	3,449,600	0.60
52 TOTAL TITLE SOLUTIONS JAX	10	0.39	1,496,200	0.26
53 US PATRIOT TITLE LLC	10	0.39	1,240,700	0.21

Duval

Closing Agent	---- 2016 YTD ----		---- 2016 YTD ----	
	Trans	Percent	Dollar	Percent
54 INTEGRITY LAW P A	9	0.35	605,600	0.10
55 JERAMIE J FORTENBERRY ESQ	9	0.35	993,900	0.17
56 LEGALLY MINE LLC	9	0.35	900	0.00
57 ROCK SOLID BUSINESS LAW PLLC	9	0.35	2,344,500	0.40
58 SUNSET CAPITAL TITLE SERVICES	9	0.35	825,300	0.14
59 BRILEY AND DEAL P A	8	0.31	2,578,300	0.44
60 FIRST INTERNATIONAL TITLE INC	8	0.31	1,609,600	0.28
61 INFORMATION SYSTEMS & NETWORKS CORP	8	0.31	800	0.00
62 MARIE S CONFORTI ESQUIRE	8	0.31	800	0.00
63 AV HOMES	7	0.27	2,259,200	0.39
64 BOWER MORGAN & ASSOCIATES P A	7	0.27	700	0.00
65 DEEDS ON DEMAND PC	7	0.27	59,400	0.01
66 KAHANE & ASSOCIATES PA	7	0.27	424,100	0.07
67 MCCABE LAW GROUP P A	7	0.27	1,009,900	0.17
68 MCCALLA RAYMER LLC	7	0.27	340,400	0.06
69 NEW HOUSE TITLE LLC	7	0.27	707,400	0.12
70 SERVICELINK	7	0.27	276,500	0.05
71 SHAPIRO FISHMAN & GACHE LLP	7	0.27	170,700	0.03
72 TAYLOR STEWART HOUSTON & DUSS P A	7	0.27	2,987,100	0.52
73 TITLE & ABSTRACT AGENCY/AMERICA	7	0.27	1,141,700	0.20
74 AMERICAN HOME TITLE & ESCROW CO	6	0.23	2,110,300	0.36
75 BRENNAN MANNA & DIAMOND PL	6	0.23	810,000	0.14
76 CHOICE LEGAL GROUP P A	6	0.23	529,800	0.09
77 CROSSLAND TITLE SERVICES	6	0.23	280,100	0.05
78 FIRST COAST TITLE SERVICE, INC	6	0.23	410,300	0.07
79 GREENSPOON MARDER P A	6	0.23	750,000	0.13
80 LAW OFFICE OF DAVID M GOLDMAN	6	0.23	600	0.00
81 MARSH LANDING TITLE LLC	6	0.23	916,900	0.16
82 REO TITLE COMPANY OF FLORIDA LLC	6	0.23	326,200	0.06
83 STEWART LENDER SERVICES	6	0.23	363,400	0.06
84 THOMAS C SANTORO	6	0.23	518,200	0.09
85 TRADEMARK TITLE SERVICES INC	6	0.23	603,800	0.10
86 ZUFELT LAW OFFICES LLC	6	0.23	75,500	0.01
87 BRANT ABRAHAM REITER ETAL	5	0.19	500	0.00
88 BROCK & SCOTT PLLC	5	0.19	161,400	0.03
89 BUYERS TITLE INC	5	0.19	653,600	0.11
90 CARTIFF MANAGEMENT INC	5	0.19	500	0.00
91 CERTIFIED DOCUMENT SOLUTIONS	5	0.19	112,200	0.02
92 DEBORAH W TAYLOR ATTORNEY	5	0.19	1,434,500	0.25
93 DHI TITLE COMPANY	5	0.19	1,938,000	0.33
94 EXL LEGAL PLLC	5	0.19	307,100	0.05
95 FIDELITY NATIONAL TITLE OF FLORIDA INC	5	0.19	36,999,400	6.38
96 FLORIDA DEPT OF TRANSPORTATION	5	0.19	1,000	0.00
97 GLENN A TAYLOR PA	5	0.19	849,100	0.15
98 HOLLAND & KNIGHT	5	0.19	500	0.00
99 PHELAN HALLINAN DIAMOND & JONES PLLC	5	0.19	500	0.00
100 RAS TITLE LLC	5	0.19	143,300	0.02
101 SHD LEGAL GROUP PA	5	0.19	629,300	0.11
102 STEEL CITY TITLE INC	5	0.19	722,800	0.12
103 TOWN SQUARE TITLE LTD	5	0.19	2,472,700	0.43
104 TYLER A GOLD PA	5	0.19	456,000	0.08
105 ANSBACHER & SCHNEIDER PA	4	0.15	945,200	0.16
106 BARNES & COHEN PA	4	0.15	400	0.00

Duval

Closing Agent	---- 2016 YTD ----		---- 2016 YTD ----	
	Dollar	Percent	Trans	Percent
1 GREENBAUM ROWE SMITH & DAVIS	90,500,200	15.61	4	0.15
2 GOODWIN PROCTER LLP	39,000,000	6.73	1	0.04
3 FIDELITY NATIONAL TITLE OF FLORIDA INC	36,999,400	6.38	5	0.19
4 SHUTTS & BOWEN LLP	23,500,000	4.05	2	0.08
5 CLERK OF COURT	11,375,400	1.96	372	14.40
6 LANDMARK TITLE	10,398,900	1.79	62	2.40
7 OSBORNE & SHEFFIELD TITLE SERVICES LLC	9,708,600	1.67	48	1.86
8 PONTE VEDRA TITLE	8,909,800	1.54	26	1.01
9 GIBRALTAR TITLE SERVICES INC	8,707,100	1.50	39	1.51
10 NORTH AMERICAN TITLE COMPANY	8,584,100	1.48	40	1.55
11 LAW OFFICES OF ROD SCHLOTH P A	8,119,100	1.40	31	1.20
12 BROAD & CASSEL	7,820,000	1.35	1	0.04
13 JAMES A HOENER ESQUIRE	7,089,400	1.22	1	0.04
14 SMITH HULSEY & BUSEY	6,704,400	1.16	4	0.15
15 MCKILLOP LAW FIRM P L	6,700,900	1.16	23	0.89
16 J RILEY WILLIAMS PLC	6,638,900	1.15	33	1.28
17 HILLCREST TITLE & TRUST AGENCY LLC	6,296,200	1.09	38	1.47
18 ROGERS TOWERS P A	6,090,100	1.05	12	0.46
19 SUNSHINE TITLE CORP	6,060,500	1.05	78	3.02
20 SHEFFIELD & BOATRIGHT TITLE SERVICES	5,967,000	1.03	27	1.05
21 FRANK WEINBERG & BLACK PL	5,950,000	1.03	1	0.04
22 WATSON TITLE SERVICES OF NORTH FLORIDA	5,835,500	1.01	36	1.39
23 RYAN MARKS & STROMBERG ATTORNEYS	5,770,600	1.00	41	1.59
24 ALL FLORIDA TITLE SERVICES, INC	5,690,500	0.98	52	2.01
25 DHI TITLE OF FLORIDA INC	4,554,900	0.79	24	0.93
26 HATHAWAY & REYNOLDS P A	4,500,200	0.78	3	0.12
27 FIRST AMERICAN TITLE INSURANCE	4,431,900	0.76	18	0.70
28 BUCHANAN INGERSOLL & ROONEY	4,200,000	0.72	1	0.04
29 EDWARD J WITTEN ESQ.	4,000,000	0.69	1	0.04
30 BARTLETT TITLE SERVICES LLC	3,861,100	0.67	4	0.15
31 DREAM FINDERS TITLE LLC	3,810,400	0.66	14	0.54
32 ESTATE TITLE & TRUST	3,783,700	0.65	22	0.85
33 HOMEGUARD TITLE & TRUST	3,631,800	0.63	12	0.46
34 NEWTON & NEWTON P A	3,449,600	0.60	10	0.39
35 DAVID A KING, ATTORNEY	3,400,000	0.59	1	0.04
36 RICHARD T MOREHEAD TITLE & ESCROW	3,397,200	0.59	20	0.77
37 MTI TITLE INSURANCE AGENCY INC	3,301,900	0.57	25	0.97
38 CRABTREE LAW GROUP P A	3,281,000	0.57	17	0.66
39 DUSS KENNEY SAFER HAMPTON & JOOS P A	3,230,100	0.56	17	0.66
40 TAYLOR STEWART HOUSTON & DUSS P A	2,987,100	0.52	7	0.27
41 VAN ROOY LAW	2,940,200	0.51	2	0.08
42 KENDALL TITLE SERVICES INC	2,899,700	0.50	13	0.50
43 PGP TITLE	2,735,900	0.47	13	0.50
44 TITLE AMERICA REAL ESTATE CLOSINGS INC	2,724,600	0.47	23	0.89
45 CROCKETT LAW PL	2,649,100	0.46	12	0.46
46 BRILEY AND DEAL P A	2,578,300	0.44	8	0.31
47 STEWART TITLE COMPANY	2,576,700	0.44	12	0.46
48 AMERICAS CHOICE TITLE COMPANY	2,500,300	0.43	15	0.58
49 TOWN SQUARE TITLE LTD	2,472,700	0.43	5	0.19
50 DUANE C ROMANELLO P A	2,467,900	0.43	18	0.70
51 ROCK SOLID BUSINESS LAW PLLC	2,344,500	0.40	9	0.35
52 AV HOMES	2,259,200	0.39	7	0.27
53 GUNSTER YOAKLEY & STEWART P A	2,241,900	0.39	4	0.15

Duval

Closing Agent	---- 2016 YTD ----		---- 2016 YTD ----	
	Dollar	Percent	Trans	Percent
54 AMERICAN HOME TITLE & ESCROW CO	2,110,300	0.36	6	0.23
55 ADAMS & REESE LLP	2,050,100	0.35	2	0.08
56 GUARDIAN TITLE & TRUST INC	1,999,600	0.34	15	0.58
57 DHI TITLE COMPANY	1,938,000	0.33	5	0.19
58 HOLBROOK AKEL COLD RAY & REICHARD	1,900,000	0.33	1	0.04
59 PREMIUM TITLE SERVICES INC	1,882,800	0.32	19	0.74
60 LAWRENCE J BERNARD, ESQ	1,690,700	0.29	22	0.85
61 VYSTAR TITLE AGENCY	1,667,400	0.29	14	0.54
62 ROSENBERG LPA ATTORNEYS AT LAW	1,640,200	0.28	28	1.08
63 HEAD MOSS FULTON & GRIFFIN PA	1,634,600	0.28	12	0.46
64 WALTON ACQUISITIONS FL LLC	1,610,000	0.28	84	3.25
65 FIRST INTERNATIONAL TITLE INC	1,609,600	0.28	8	0.31
66 HEEKIN LAW FIRM P A	1,574,200	0.27	4	0.15
67 TOTAL TITLE SOLUTIONS JAX	1,496,200	0.26	10	0.39
68 DEBORAH W TAYLOR ATTORNEY	1,434,500	0.25	5	0.19
69 MAJESTY TITLE SERVICES LLC	1,400,000	0.24	1	0.04
70 BRYAN C GOODE III PA	1,316,500	0.23	4	0.15
71 PARAMOUNT TITLE	1,300,000	0.22	1	0.04
72 ELITE TITLE & ESCROW	1,290,900	0.22	15	0.58
73 US PATRIOT TITLE LLC	1,240,700	0.21	10	0.39
74 SAMUEL L. LEPRELL, ESQ	1,150,100	0.20	2	0.08
75 ALBERTELLI LAW	1,141,900	0.20	18	0.70
76 TITLE & ABSTRACT AGENCY/AMERICA	1,141,700	0.20	7	0.27
77 GREENBERG TRAUIG PA	1,100,000	0.19	1	0.04
78 CRUMLEY & WOLFE LAW FIRM P A	1,025,000	0.18	1	0.04
79 MCCABE LAW GROUP P A	1,009,900	0.17	7	0.27
80 JERAMIE J FORTENBERRY ESQ	993,900	0.17	9	0.35
81 BOGIN MUNNS & MUNNS PA	970,000	0.17	1	0.04
82 ANSBACHER & SCHNEIDER PA	945,200	0.16	4	0.15
83 MARSH LANDING TITLE LLC	916,900	0.16	6	0.23
84 F R S	904,900	0.16	4	0.15
85 SIDNEY S SIMMONS II ESQUIRE	900,000	0.16	1	0.04
86 ANSBACHER LAW	898,000	0.15	3	0.12
87 MARKS GRAY P A	854,400	0.15	4	0.15
88 GLENN A TAYLOR PA	849,100	0.15	5	0.19
89 SUNSET CAPITAL TITLE SERVICES	825,300	0.14	9	0.35
90 ROBERT A HEEKIN ESQ	825,000	0.14	1	0.04
91 BRENNAN MANNA & DIAMOND PL	810,000	0.14	6	0.23
92 APECS HOLDINGS LLC	788,900	0.14	23	0.89
93 PROVIDENCE TITLE COMPANY LLC	769,000	0.13	2	0.08
94 MILESTONE TITLE SERVICES LLC	754,500	0.13	2	0.08
95 GREENSPOON MARDER P A	750,000	0.13	6	0.23
96 STEEL CITY TITLE INC	722,800	0.12	5	0.19
97 NEW HOUSE TITLE LLC	707,400	0.12	7	0.27
98 FISHER, TOUSEY, LEAS, & BALL	675,100	0.12	15	0.58
99 BUYERS TITLE INC	653,600	0.11	5	0.19
100 JACKSONVILLE TITLE & TRUST LLC	644,900	0.11	3	0.12
101 LAW OFFICE OF SHARON S LEARCH PA	642,000	0.11	2	0.08
102 SHD LEGAL GROUP PA	629,300	0.11	5	0.19
103 STUTSMAN LAW FIRM PA	615,000	0.11	1	0.04
104 INTEGRITY LAW P A	605,600	0.10	9	0.35
105 TRADEMARK TITLE SERVICES INC	603,800	0.10	6	0.23
106 NELSON MULLINS RILEY SCARBOROUGH	544,000	0.09	3	0.12

Duval

Closing Agent	---- JAN 2016 ----		---- JAN 2015 ----		---- DEC 2015 ----		--- 2016 to Date ---	
	Trans	Percent	Trans	Percent	Trans	Percent	Trans	Percent
1 CLERK OF COURT	271	12.94	341	17.13	266	9.97	271	12.94
2 SUNSHINE TITLE CORP	72	3.44	52	2.61	94	3.52	72	3.44
3 LANDMARK TITLE	60	2.86	45	2.26	61	2.29	60	2.86
4 ALL FLORIDA TITLE SERVICES, INC	49	2.34	21	1.05	44	1.65	49	2.34
5 OSBORNE & SHEFFIELD TITLE SERVICES LLC	48	2.29	40	2.01	57	2.14	48	2.29
6 NORTH AMERICAN TITLE COMPANY	40	1.91	27	1.36	40	1.50	40	1.91
7 RYAN MARKS & STROMBERG ATTORNEYS	38	1.81	28	1.41	36	1.35	38	1.81
8 GIBRALTAR TITLE SERVICES INC	36	1.72	27	1.36	52	1.95	36	1.72
9 HILLCREST TITLE & TRUST AGENCY LLC	34	1.62	23	1.16	61	2.29	34	1.62
10 WATSON TITLE SERVICES OF NORTH FLORIDA	33	1.58	18	0.90	49	1.84	33	1.58
11 J RILEY WILLIAMS PLC	29	1.38	19	0.95	30	1.12	29	1.38
12 LAW OFFICES OF ROD SCHLOTH P A	29	1.38	25	1.26	35	1.31	29	1.38
13 ROSENBERG LPA ATTORNEYS AT LAW	28	1.34	1	0.05	10	0.37	28	1.34
14 MTI TITLE INSURANCE AGENCY INC	25	1.19	13	0.65	28	1.05	25	1.19
15 PONTE VEDRA TITLE	25	1.19	35	1.76	31	1.16	25	1.19
16 DHI TITLE OF FLORIDA INC	24	1.15	37	1.86	39	1.46	24	1.15
17 APECS HOLDINGS LLC	23	1.10					23	1.10
18 SHEFFIELD & BOATRIGTH TITLE SERVICES	22	1.05	13	0.65	37	1.39	22	1.05
19 ESTATE TITLE & TRUST	19	0.91	13	0.65	17	0.64	19	0.91
20 MCKILLOP LAW FIRM P L	19	0.91	14	0.70	28	1.05	19	0.91
21 TITLE AMERICA REAL ESTATE CLOSINGS INC	19	0.91	15	0.75	39	1.46	19	0.91
22 ALBERTELLI LAW	18	0.86	14	0.70	17	0.64	18	0.86
23 DUANE C ROMANELLO P A	18	0.86	55	2.76	24	0.90	18	0.86
24 FIRST AMERICAN TITLE INSURANCE	18	0.86	11	0.55	28	1.05	18	0.86
25 PREMIUM TITLE SERVICES INC	18	0.86	19	0.95	18	0.67	18	0.86
26 LAWRENCE J BERNARD, ESQ	17	0.81	9	0.45	21	0.79	17	0.81
27 RICHARD T MOREHEAD TITLE & ESCROW	17	0.81	17	0.85	16	0.60	17	0.81
28 GUARDIAN TITLE & TRUST INC	15	0.72	5	0.25	13	0.49	15	0.72
29 AMERICAS CHOICE TITLE COMPANY	14	0.67	18	0.90	36	1.35	14	0.67
30 FISHER, TOUSEY, LEAS, & BALL	14	0.67	9	0.45	28	1.05	14	0.67
31 CRABTREE LAW GROUP P A	13	0.62	8	0.40	11	0.41	13	0.62
32 PGP TITLE	13	0.62	3	0.15	31	1.16	13	0.62
33 VYSTAR TITLE AGENCY	13	0.62	16	0.80	4	0.15	13	0.62
34 DREAM FINDERS TITLE LLC	12	0.57	4	0.20	5	0.19	12	0.57
35 HOMEGUARD TITLE & TRUST	12	0.57	13	0.65	17	0.64	12	0.57
36 STEWART TITLE COMPANY	12	0.57	12	0.60	13	0.49	12	0.57
37 CROCKETT LAW PL	11	0.53	5	0.25	5	0.19	11	0.53
38 EXPRESS LEGAL DOX LLC	11	0.53			11	0.41	11	0.53
39 HEAD MOSS FULTON & GRIFFIN PA	11	0.53	7	0.35	15	0.56	11	0.53
40 KENDALL TITLE SERVICES INC	11	0.53	8	0.40	27	1.01	11	0.53
41 TODD WATSON ATTORNEY	11	0.53					11	0.53
42 DUSS KENNEY SAFER HAMPTON & JOOS P A	10	0.48	8	0.40	6	0.22	10	0.48
43 SENIOR COUNSEL ATTORNEYS AT LAW	10	0.48	7	0.35	11	0.41	10	0.48
44 TODD FABER ESQ	10	0.48	3	0.15	1	0.04	10	0.48
45 US PATRIOT TITLE LLC	10	0.48	3	0.15	16	0.60	10	0.48
46 ELITE TITLE & ESCROW	9	0.43	14	0.70	13	0.49	9	0.43
47 JERAMIE J FORTENBERRY ESQ	9	0.43	8	0.40	20	0.75	9	0.43
48 KASS SHULER P A	9	0.43	7	0.35	11	0.41	9	0.43
49 LEGALLY MINE LLC	9	0.43					9	0.43
50 SUNSET CAPITAL TITLE SERVICES	9	0.43	4	0.20	6	0.22	9	0.43
51 TOTAL TITLE SOLUTIONS JAX	9	0.43	7	0.35	4	0.15	9	0.43
52 FIRST INTERNATIONAL TITLE INC	8	0.38	9	0.45	36	1.35	8	0.38
53 NEWTON & NEWTON P A	8	0.38	12	0.60	15	0.56	8	0.38

Duval

Closing Agent	---- JAN 2016 ----		---- JAN 2015 ----		---- DEC 2015 ----		--- 2016 to Date ---	
	Trans	Percent	Trans	Percent	Trans	Percent	Trans	Percent
54 ROCK SOLID BUSINESS LAW PLLC	8	0.38	2	0.10	9	0.34	8	0.38
55 ROGERS TOWERS P A	8	0.38	9	0.45	18	0.67	8	0.38
56 AV HOMES	7	0.33			2	0.07	7	0.33
57 BOWER MORGAN & ASSOCIATES P A	7	0.33	4	0.20	3	0.11	7	0.33
58 DEEDS ON DEMAND PC	7	0.33	1	0.05			7	0.33
59 GRAY ROBINSON PA	7	0.33	1	0.05	1	0.04	7	0.33
60 JONATHAN H GOODMAN	7	0.33	8	0.40	2	0.07	7	0.33
61 KAHANE & ASSOCIATES PA	7	0.33	6	0.30	5	0.19	7	0.33
62 MARIE S CONFORTI ESQUIRE	7	0.33					7	0.33
63 MCCABE LAW GROUP P A	7	0.33	13	0.65	23	0.86	7	0.33
64 NEW HOUSE TITLE LLC	7	0.33	3	0.15	2	0.07	7	0.33
65 SERVICELINK	7	0.33	9	0.45	10	0.37	7	0.33
66 TITLE & ABSTRACT AGENCY/AMERICA	7	0.33	5	0.25	9	0.34	7	0.33
67 AMERICAN HOME TITLE & ESCROW CO	6	0.29	3	0.15	13	0.49	6	0.29
68 BRILEY AND DEAL P A	6	0.29	4	0.20	2	0.07	6	0.29
69 CHOICE LEGAL GROUP P A	6	0.29	4	0.20	7	0.26	6	0.29
70 GREENSPOON MARDER P A	6	0.29	16	0.80	4	0.15	6	0.29
71 INFORMATION SYSTEMS & NETWORKS CORP	6	0.29					6	0.29
72 INTEGRITY LAW P A	6	0.29	1	0.05	4	0.15	6	0.29
73 LAW OFFICE OF DAVID M GOLDMAN	6	0.29	4	0.20	5	0.19	6	0.29
74 MARSH LANDING TITLE LLC	6	0.29	6	0.30	16	0.60	6	0.29
75 MCCALLA RAYMER LLC	6	0.29	2	0.10	7	0.26	6	0.29
76 REO TITLE COMPANY OF FLORIDA LLC	6	0.29	5	0.25	9	0.34	6	0.29
77 SHAPIRO FISHMAN & GACHE LLP	6	0.29	2	0.10	3	0.11	6	0.29
78 STEWART LENDER SERVICES	6	0.29	8	0.40	3	0.11	6	0.29
79 TAYLOR STEWART HOUSTON & DUSS P A	6	0.29	4	0.20	12	0.45	6	0.29
80 THOMAS C SANTORO	6	0.29	3	0.15	6	0.22	6	0.29
81 BRANT ABRAHAM REITER ETAL	5	0.24	2	0.10			5	0.24
82 BRENNAN MANNA & DIAMOND PL	5	0.24			2	0.07	5	0.24
83 BROCK & SCOTT PLLC	5	0.24	1	0.05	5	0.19	5	0.24
84 CARTIFF MANAGEMENT INC	5	0.24					5	0.24
85 EXL LEGAL PLLC	5	0.24			6	0.22	5	0.24
86 FIRST COAST TITLE SERVICE, INC	5	0.24	3	0.15	8	0.30	5	0.24
87 PHELAN HALLINAN DIAMOND & JONES PLLC	5	0.24			2	0.07	5	0.24
88 SHD LEGAL GROUP PA	5	0.24	2	0.10	6	0.22	5	0.24
89 TOWN SQUARE TITLE LTD	5	0.24	5	0.25	1	0.04	5	0.24
90 TYLER A GOLD PA	5	0.24	6	0.30	6	0.22	5	0.24
91 ZUFELT LAW OFFICES LLC	5	0.24	7	0.35	6	0.22	5	0.24
92 ANSBACHER & SCHNEIDER PA	4	0.19	10	0.50	3	0.11	4	0.19
93 BARNES & COHEN PA	4	0.19					4	0.19
94 BUYERS TITLE INC	4	0.19	10	0.50	6	0.22	4	0.19
95 CAROL ZIMMERLY	4	0.19	10	0.50	3	0.11	4	0.19
96 CERTIFIED DOCUMENT SOLUTIONS	4	0.19	2	0.10	9	0.34	4	0.19
97 CROSSLAND TITLE SERVICES	4	0.19	4	0.20	2	0.07	4	0.19
98 CURPHEY & BADGER LAW	4	0.19	7	0.35	6	0.22	4	0.19
99 DHI TITLE COMPANY	4	0.19					4	0.19
100 DOUGLAS C ZAHM PA	4	0.19	2	0.10			4	0.19
101 F R S	4	0.19	4	0.20	3	0.11	4	0.19
102 FFA RESIDENTIAL	4	0.19	10	0.50	14	0.52	4	0.19
103 FIDELITY NATIONAL TITLE OF FLORIDA INC	4	0.19	14	0.70	6	0.22	4	0.19
104 FLORIDA CLOSING & ESCROW LLC	4	0.19			2	0.07	4	0.19
105 GENESIS TITLE COMPANY	4	0.19	5	0.25	4	0.15	4	0.19
106 RAS TITLE LLC	4	0.19	3	0.15	6	0.22	4	0.19

Duval

Closing Agent	---- JAN 2016 ----		---- JAN 2015 ----		---- DEC 2015 ----		--- 2016 to Date ---	
	Total Dollar	Market Share %	Total Dollar	Market Share %	Total Dollar	Market Share %	Total Dollar	Market Share %
1 LANDMARK TITLE	10,338,900	4.44	7,812,300	3.87	12,969,700	4.01	10,338,900	4.44
2 CLERK OF COURT	10,178,000	4.37	17,002,000	8.42	15,163,300	4.69	10,178,000	4.37
3 OSBORNE & SHEFFIELD TITLE SERVICES LLC	9,708,600	4.17	7,381,300	3.65	11,811,100	3.66	9,708,600	4.17
4 PONTE VEDRA TITLE	8,896,800	3.82	10,035,300	4.97	9,646,500	2.99	8,896,800	3.82
5 NORTH AMERICAN TITLE COMPANY	8,584,100	3.69	5,575,800	2.76	9,043,200	2.80	8,584,100	3.69
6 GIBRALTAR TITLE SERVICES INC	8,407,000	3.61	8,247,000	4.08	12,190,600	3.77	8,407,000	3.61
7 LAW OFFICES OF ROD SCHLOTH P A	7,421,100	3.19	8,550,100	4.23	7,776,900	2.41	7,421,100	3.19
8 SUNSHINE TITLE CORP	5,780,000	2.48	2,948,400	1.46	7,045,500	2.18	5,780,000	2.48
9 WATSON TITLE SERVICES OF NORTH FLORIDA	5,615,500	2.41	2,520,700	1.25	9,182,500	2.84	5,615,500	2.41
10 ALL FLORIDA TITLE SERVICES, INC	5,466,500	2.35	2,278,700	1.13	5,943,200	1.84	5,466,500	2.35
11 SHEFFIELD & BOATRIGHT TITLE SERVICES	5,231,000	2.25	2,379,300	1.18	9,658,700	2.99	5,231,000	2.25
12 HILLCREST TITLE & TRUST AGENCY LLC	5,172,000	2.22	3,526,800	1.75	9,123,500	2.82	5,172,000	2.22
13 RYAN MARKS & STROMBERG ATTORNEYS	5,095,600	2.19	3,671,600	1.82	5,764,000	1.78	5,095,600	2.19
14 J RILEY WILLIAMS PLC	4,715,900	2.02	3,195,600	1.58	4,783,500	1.48	4,715,900	2.02
15 DHI TITLE OF FLORIDA INC	4,554,900	1.96	8,408,800	4.16	9,280,900	2.87	4,554,900	1.96
16 FIRST AMERICAN TITLE INSURANCE	4,431,900	1.90	2,529,000	1.25	8,014,100	2.48	4,431,900	1.90
17 HOMEGUARD TITLE & TRUST	3,631,800	1.56	4,387,100	2.17	3,143,200	0.97	3,631,800	1.56
18 RICHARD T MOREHEAD TITLE & ESCROW	3,308,200	1.42	2,028,600	1.00	1,951,800	0.60	3,308,200	1.42
19 MTI TITLE INSURANCE AGENCY INC	3,301,900	1.42	2,116,800	1.05	3,441,900	1.07	3,301,900	1.42
20 DREAM FINDERS TITLE LLC	3,204,500	1.38	726,100	0.36	1,633,800	0.51	3,204,500	1.38
21 ESTATE TITLE & TRUST	3,118,700	1.34	1,413,100	0.70	2,102,800	0.65	3,118,700	1.34
22 NEWTON & NEWTON P A	2,939,600	1.26	3,016,700	1.49	5,293,400	1.64	2,939,600	1.26
23 CRABTREE LAW GROUP P A	2,906,900	1.25	808,600	0.40	2,321,700	0.72	2,906,900	1.25
24 TAYLOR STEWART HOUSTON & DUSS P A	2,817,100	1.21	719,100	0.36	1,410,000	0.44	2,817,100	1.21
25 KENDALL TITLE SERVICES INC	2,750,200	1.18	1,244,400	0.62	4,775,700	1.48	2,750,200	1.18
26 PGP TITLE	2,735,900	1.17	731,300	0.36	6,346,400	1.96	2,735,900	1.17
27 CROCKETT LAW PL	2,582,100	1.11	1,009,500	0.50	1,161,000	0.36	2,582,100	1.11
28 STEWART TITLE COMPANY	2,576,700	1.11	1,778,600	0.88	2,354,400	0.73	2,576,700	1.11
29 TOWN SQUARE TITLE LTD	2,472,700	1.06	2,058,500	1.02	459,800	0.14	2,472,700	1.06
30 DUANE C ROMANELLO P A	2,467,900	1.06	1,168,700	0.58	3,474,000	1.08	2,467,900	1.06
31 BARTLETT TITLE SERVICES LLC	2,461,100	1.06	1,364,600	0.68	4,396,500	1.36	2,461,100	1.06
32 AMERICAS CHOICE TITLE COMPANY	2,457,800	1.06	3,258,100	1.61	6,889,500	2.13	2,457,800	1.06
33 DUSS KENNEY SAFER HAMPTON & JOOS P A	2,340,300	1.00	780,000	0.39	1,474,100	0.46	2,340,300	1.00
34 AV HOMES	2,259,200	0.97			580,900	0.18	2,259,200	0.97
35 TITLE AMERICA REAL ESTATE CLOSINGS INC	2,236,600	0.96	1,674,600	0.83	5,407,900	1.67	2,236,600	0.96
36 AMERICAN HOME TITLE & ESCROW CO	2,110,300	0.91	1,010,300	0.50	5,031,600	1.56	2,110,300	0.91
37 GUARDIAN TITLE & TRUST INC	1,999,600	0.86	587,500	0.29	2,078,800	0.64	1,999,600	0.86
38 ROCK SOLID BUSINESS LAW PLLC	1,969,500	0.85	580,500	0.29	1,877,900	0.58	1,969,500	0.85
39 MCKILLOP LAW FIRM P L	1,861,500	0.80	1,360,500	0.67	3,063,000	0.95	1,861,500	0.80
40 PREMIUM TITLE SERVICES INC	1,855,800	0.80	1,747,000	0.86	1,536,100	0.48	1,855,800	0.80
41 ROSENBERG LPA ATTORNEYS AT LAW	1,640,200	0.70	165,500	0.08	713,200	0.22	1,640,200	0.70
42 FIRST INTERNATIONAL TITLE INC	1,609,600	0.69	1,296,500	0.64	3,764,400	1.16	1,609,600	0.69
43 BRILEY AND DEAL P A	1,578,300	0.68	997,500	0.49	249,000	0.08	1,578,300	0.68
44 VYSTAR TITLE AGENCY	1,535,400	0.66	988,500	0.49	275,600	0.09	1,535,400	0.66
45 HEAD MOSS FULTON & GRIFFIN PA	1,409,600	0.61	479,900	0.24	2,695,500	0.83	1,409,600	0.61
46 PARAMOUNT TITLE	1,300,000	0.56	74,900	0.04	337,700	0.10	1,300,000	0.56
47 US PATRIOT TITLE LLC	1,240,700	0.53	166,500	0.08	2,795,200	0.87	1,240,700	0.53
48 LAWRENCE J BERNARD, ESQ	1,171,200	0.50	135,500	0.07	1,641,200	0.51	1,171,200	0.50
49 ALBERTELLI LAW	1,141,900	0.49	1,075,300	0.53	1,465,600	0.45	1,141,900	0.49
50 TITLE & ABSTRACT AGENCY/AMERICA	1,141,700	0.49	473,000	0.23	889,600	0.28	1,141,700	0.49
51 ELITE TITLE & ESCROW	1,068,400	0.46	1,149,600	0.57	1,416,600	0.44	1,068,400	0.46
52 CRUMLEY & WOLFE LAW FIRM P A	1,025,000	0.44	261,800	0.13			1,025,000	0.44

Duval

Closing Agent	---- JAN 2016 ----		---- JAN 2015 ----		---- DEC 2015 ----		--- 2016 to Date ---	
	Total Dollar	Market Share %	Total Dollar	Market Share %	Total Dollar	Market Share %	Total Dollar	Market Share %
53 MCCABE LAW GROUP P A	1,009,900	0.43	2,571,300	1.27	5,226,200	1.62	1,009,900	0.43
54 JERAMIE J FORTENBERRY ESQ	993,900	0.43	760,800	0.38	1,787,900	0.55	993,900	0.43
55 BOGIN MUNNS & MUNNS PA	970,000	0.42	311,100	0.15	472,400	0.15	970,000	0.42
56 BRYAN C GOODE III PA	965,000	0.41	845,000	0.42	1,363,000	0.42	965,000	0.41
57 ANSBACHER & SCHNEIDER PA	945,200	0.41	2,089,000	1.03	1,472,000	0.46	945,200	0.41
58 DHI TITLE COMPANY	938,000	0.40					938,000	0.40
59 MARSH LANDING TITLE LLC	916,900	0.39	614,000	0.30	5,301,400	1.64	916,900	0.39
60 F R S	904,900	0.39	759,000	0.38	871,000	0.27	904,900	0.39
61 TOTAL TITLE SOLUTIONS JAX	846,200	0.36	746,000	0.37	637,000	0.20	846,200	0.36
62 SUNSET CAPITAL TITLE SERVICES	825,300	0.35	423,600	0.21	1,210,900	0.37	825,300	0.35
63 APECS HOLDINGS LLC	788,900	0.34					788,900	0.34
64 BRENNAN MANNA & DIAMOND PL	780,000	0.33			380,000	0.12	780,000	0.33
65 MILESTONE TITLE SERVICES LLC	754,500	0.32					754,500	0.32
66 GREENSPOON MARDER P A	750,000	0.32	761,700	0.38	272,100	0.08	750,000	0.32
67 FIDELITY NATIONAL TITLE OF FLORIDA INC	749,400	0.32	960,100	0.48	669,000	0.21	749,400	0.32
68 ROGERS TOWERS P A	739,900	0.32	900	0.00	125,700	0.04	739,900	0.32
69 NEW HOUSE TITLE LLC	707,400	0.30	224,500	0.11	200	0.00	707,400	0.30
70 STEEL CITY TITLE INC	693,800	0.30	224,900	0.11	411,000	0.13	693,800	0.30
71 GUNSTER YOAKLEY & STEWART P A	646,900	0.28					646,900	0.28
72 JACKSONVILLE TITLE & TRUST LLC	644,900	0.28	1,841,900	0.91	1,354,100	0.42	644,900	0.28
73 LAW OFFICE OF SHARON S LEARCH PA	642,000	0.28	88,700	0.04	100	0.00	642,000	0.28
74 SHD LEGAL GROUP PA	629,300	0.27	190,400	0.09	633,400	0.20	629,300	0.27
75 STUTSMAN LAW FIRM PA	615,000	0.26					615,000	0.26
76 INTEGRITY LAW P A	605,300	0.26	35,000	0.02	934,000	0.29	605,300	0.26
77 TITLE CLEARINGHOUSE OF JACKSONVILLE	540,000	0.23					540,000	0.23
78 CHOICE LEGAL GROUP P A	529,800	0.23	632,900	0.31	544,200	0.17	529,800	0.23
79 PREMIER FLORIDA TITLE LLC	529,000	0.23					529,000	0.23
80 W ROBINSON FRAZIER	525,100	0.23	375,300	0.19	200	0.00	525,100	0.23
81 THOMAS C SANTORO	518,200	0.22	150,500	0.07	549,600	0.17	518,200	0.22
82 TODD FABER ESQ	513,600	0.22	361,500	0.18	143,600	0.04	513,600	0.22
83 ST JOHNS LAW GROUP	500,000	0.21	51,000	0.03	585,200	0.18	500,000	0.21
84 FFA RESIDENTIAL	488,200	0.21	349,500	0.17	1,734,300	0.54	488,200	0.21
85 CAROL ZIMMERLY	472,600	0.20	836,100	0.41	155,400	0.05	472,600	0.20
86 MARKS GRAY P A	467,700	0.20	500	0.00	600,200	0.19	467,700	0.20
87 DALE G WESTLING SR	466,100	0.20			807,000	0.25	466,100	0.20
88 TYLER A GOLD PA	456,000	0.20	869,800	0.43	498,200	0.15	456,000	0.20
89 SOUTHEAST PROFESSIONAL TITLE LLC	453,000	0.19	192,800	0.10			453,000	0.19
90 DEBORAH W TAYLOR ATTORNEY	446,500	0.19	369,000	0.18	1,620,500	0.50	446,500	0.19
91 POPKIN & ROSALER PA	445,400	0.19			522,400	0.16	445,400	0.19
92 NELSON MULLINS RILEY SCARBOROUGH	444,000	0.19	170,000	0.08			444,000	0.19
93 SETH L ROTHSTEIN ATTORNEY	440,000	0.19			110,000	0.03	440,000	0.19
94 GLOBAL TITLE PROFESSIONALS LLC	438,900	0.19	1,485,800	0.74	1,946,300	0.60	438,900	0.19
95 KAHANE & ASSOCIATES PA	424,100	0.18	440,100	0.22	332,300	0.10	424,100	0.18
96 RICHARD K BRITTON LAW OFFICES	419,900	0.18	103,000	0.05	730,700	0.23	419,900	0.18
97 TRADEMARK TITLE SERVICES INC	414,000	0.18	616,700	0.31	1,365,100	0.42	414,000	0.18
98 GENESIS TITLE COMPANY	413,300	0.18	1,380,100	0.68	641,200	0.20	413,300	0.18
99 JIMENEZ LAW FIRM	413,000	0.18					413,000	0.18
100 SOUTHERN TITLE HOLDING COMPANY LLC	410,000	0.18	4,722,800	2.34	3,710,400	1.15	410,000	0.18
101 BUYERS TITLE INC	405,100	0.17	1,043,600	0.52	807,600	0.25	405,100	0.17
102 ATTORNEYS TITLE SERVICES LLC	376,000	0.16	119,500	0.06	2,644,300	0.82	376,000	0.16
103 STEWART LENDER SERVICES	363,400	0.16	990,200	0.49	415,000	0.13	363,400	0.16
104 KASS SHULER P A	358,700	0.15	430,800	0.21	473,100	0.15	358,700	0.15

Duval

Closing Agent	2015		2016		Ratio 2016 to 2015
	JAN - DEC	Share	JAN - JAN	Share	
A JAMES MULLANEY III ESQ	200	0.00%			
A M COPLAN	188,000	0.00%			
A SCOTT TONEY ESQUIRE	200	0.00%			
AAN TV REALTY INC	42,300	0.00%			
ABC LEGAL CLINIC	137,000	0.00%	200	0.00%	100
ABRAHAM I BATEH ESQUIRE	600	0.00%			
ABS OF JACKSONVILLE INC	104,300	0.00%			
ACCESS TITLE AGENCY LLC	135,300	0.00%			
ACTION TITLE SVCS OF ST JOHNS	1,989,400	0.03%			399,000
ACURA TITLE COMPANY	423,400	0.01%			
ADAMS & REESE LLP	100	0.00%			2,050,100
ADAMS ROTHSTEIN & SIEGEL PA	10,801,700	0.18%	1,066,900	0.28%	285,100
ADVANTAGE PLUS BUSINESS SERVICES	100	0.00%			
ADVANTAGE TITLE COMPANY	54,000	0.00%			
AFFORDABLE SELF HELP LEGAL CLINIC	200	0.00%			
AGENTS CHOICE TITLE LLC	125,000	0.00%			
AILISH OCONNOR ESQ	1,400	0.00%			100
AIRAN PACE LAW PA	105,000	0.00%	105,000	0.03%	
AKERMAN LLP	39,884,200	0.65%	500,000	0.13%	
ALAN B ALMAND	50,000	0.00%			
ALAN C JENSEN ESQ	502,900	0.01%			
ALBERTELLI & ASSOCIATES PC	167,600	0.00%			
ALBERTELLI LAW	19,864,700	0.33%	1,075,300	0.28%	1,141,900
ALDAY-DONALSON TITLE AGENCIES					
ALDRIDGE CONNORS LLP	1,095,800	0.02%			
ALDRIDGE PITE LLP	446,400	0.01%			200
ALEX D SIRULNIK ESQUIRE	3,275,000	0.05%			
ALEXANDER & VANN	100	0.00%			
ALEXANDER P ALMAZAN PA	2,144,700	0.04%	42,000	0.01%	120,000
ALEXANDRA J DEAS ESQUIRE	2,655,500	0.04%	50,500	0.01%	
ALG LAW GROUP	300	0.00%			
ALISON E HICKMAN ATTORNEY					5,600
ALL FLORIDA LEGAL CLINIC	77,200	0.00%			
ALL FLORIDA TITLE AGENCY INC	230,400	0.00%			
ALL FLORIDA TITLE SERVICES, INC	55,591,300	0.91%	3,061,200	0.81%	5,690,500
ALL FLORIDA TITLE	25,500	0.00%	300	0.00%	
ALL STAR TITLE INC	75,000	0.00%			
ALLEN L POUCHER JR PA	1,051,600	0.02%			200
ALLENDER & ALLENDER PA	200	0.00%			
ALMAND & HEekin PA	57,100	0.00%			
ALTERMAN & KOWAL PA	50,200	0.00%	16,200	0.00%	
AMBER J HINES ESQUIRE	100	0.00%			
AMELIA LAW GROUP PLLC	400	0.00%			
AMELIA TITLE AGENCY INC	505,000	0.01%			
AMERICAN HOME TITLE & ESCROW CO	17,561,000	0.29%	1,010,300	0.27%	2,110,300
AMERICAN HOME TITLE OF TAMPA BAY	686,200	0.01%	67,100	0.02%	
AMERICAN HOMEOWNER PRESERVATION	200	0.00%			
AMERICAS CHOICE TITLE COMPANY	84,456,000	1.39%	3,258,100	0.86%	2,500,300
AMERICAS TITLE CORPORATION	155,000	0.00%			157,500
ANCHOR TITLE & LAW P A	529,400	0.01%	384,100	0.10%	
ANDREA F LENNON PA	826,200	0.01%	39,000	0.01%	
ANDREW M CURTIS ESQUIRE					100
ANGELO & BANTA PA	5,029,300	0.08%			

Duval

Closing Agent	2015				2016		Ratio 2016 to 2015
	JAN - DEC	Share	JAN - JAN	Share	JAN - JAN	Share	
ANSBACHER & ASSOCIATES PA	200	0.00%					
ANSBACHER & SCHNEIDER PA	35,822,200	0.59%	2,147,800	0.57%	945,200	0.16%	0.44
ANSBACHER LAW	4,971,500	0.08%			898,000	0.15%	
ANTHONY P PENOSO ESQUIRE	100	0.00%			100	0.00%	
ANTONIO G MARTIN ESQUIRE	8,800	0.00%			7,500	0.00%	
APECS HOLDINGS LLC	400	0.00%			788,900	0.14%	
APPLE LAW FIRM PLLC	100	0.00%					
ARNOLD H. SLOTT, ESQ	90,100	0.00%					
ARNOLD LAW	282,900	0.00%					
ASHLEY M MYERS PA	200	0.00%					
ASME HOLDINGS LLC	50,000	0.00%					
ASSOCIATED ATTORNEY TITLE & CLOSING	496,000	0.01%					
ASSURE AMERICA TITLE COMPANY	201,500	0.00%					
ATLANTIC BEACH PARTNERS LLC	7,612,600	0.12%					
ATTORNEYS TITLE SERVICES LLC	17,200,800	0.28%	299,500	0.08%	376,000	0.06%	1.26
ATWATER & WASHINGTON PA	100	0.00%					
AUSLEY & MCMULLEN PA	1,900,000	0.03%					
AV HOMES	5,893,000	0.10%			2,259,200	0.39%	
AVERITT & ALFORD PA	6,840,500	0.11%					
BAJALIA LAW OFFICE PA	100,000	0.00%					
BAKER DONELSON BEARMAN CALDWELL ETAL	5,330,100	0.09%					
BAKER TITLE & ESCROW CO INC	1,809,300	0.03%	139,700	0.04%	28,000	0.00%	0.20
BALCH & BINGHAM LLP	26,608,100	0.44%					
BARDENWERPER TALBOTT & ROBERTS	73,000	0.00%	73,000	0.02%			
BARNES & COHEN PA	100	0.00%			400	0.00%	
BARON L BARTLETT, PA	134,600	0.00%			100	0.00%	
BARON TITLE SERVICES LLC	493,500	0.01%					
BARRY A BOBEK ESQUIRE	53,100	0.00%					
BARRY CAROTHERS ESQUIRE	10,415,800	0.17%			237,000	0.04%	
BARRY J FULLER	27,000	0.00%					
BARRY S. SINOFF, ESQ	500	0.00%					
BARRY ZISSER ESQ					100	0.00%	
BARTLETT TITLE SERVICES LLC	18,480,700	0.30%	1,364,600	0.36%	3,861,100	0.67%	2.83
BAY NATIONAL TITLE COMPANY	15,910,200	0.26%	1,143,200	0.30%	132,800	0.02%	0.12
BAYVIEW TITLE SERVICES INC	200	0.00%					
BEACHES TITLE SERVICES LLC	14,751,300	0.24%	782,000	0.21%	115,000	0.02%	0.15
BEAVERS/ROGERS LAW & ADVISORY GRP	1,059,600	0.02%					
BECKER & POLIAKOFF P A	90,900	0.00%					
BELLER & BUSTAMANTE PL	700	0.00%	100	0.00%			
BENJIE SPERLING	100	0.00%	100	0.00%			
BERG & ASSOCIATES PA	100	0.00%					
BEST AMERICAN TITLE LLC	2,685,500	0.04%	152,000	0.04%	311,000	0.05%	2.05
BETTERS LAW FIRM PLLC	97,000	0.00%					
BILZIN SUMBERG BEANA ETAL	21,530,900	0.35%					
BLACKBURN & BLACKBURN	850,000	0.01%					
BLACKBURN & CO L C	800	0.00%					
BOGIN MUNNS & MUNNS PA	5,009,200	0.08%	561,200	0.15%	970,000	0.17%	1.73
BOSTON NATIONAL TITLE AGENCY LLC	390,500	0.01%			100	0.00%	
BOSTON NATIONAL TITLE LLC	20,200	0.00%					
BOWER MORGAN & ASSOCIATES P A	108,400	0.00%	16,300	0.00%	700	0.00%	0.04
BRADLEY ARANT BOULT CUMMINGS LLP	1,830,000	0.03%					
BRANT ABRAHAM REITER ETAL	1,383,000	0.02%	200	0.00%	500	0.00%	2.50
BRENNAN MANNA & DIAMOND PL	2,044,700	0.03%			810,000	0.14%	

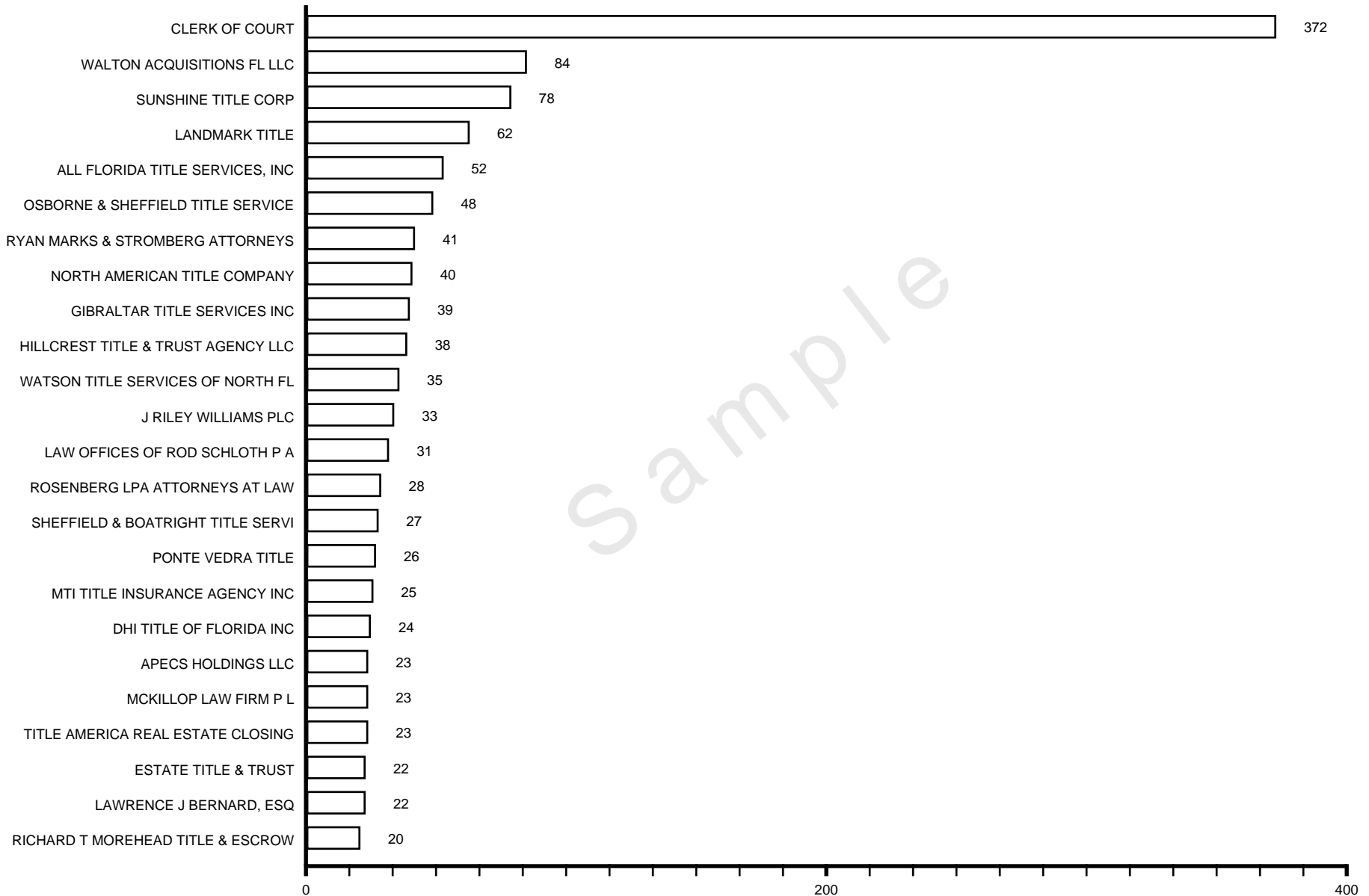
Duval

Closing Agent	2015		2016		Ratio 2016 to 2015
	JAN - DEC	Share	JAN - JAN	Share	
A JAMES MULLANEY III ESQ	2	0.01%			
A M COPLAN	4	0.01%			
A SCOTT TONEY ESQUIRE	2	0.01%			
AAN TV REALTY INC	14	0.04%			
ABC LEGAL CLINIC	22	0.06%	2	0.08%	0.50
ABRAHAM I BATEH ESQUIRE	6	0.02%			
ABS OF JACKSONVILLE INC	15	0.04%			
ACCESS TITLE AGENCY LLC	4	0.01%			
ACTION TITLE SVCS OF ST JOHNS	17	0.05%			
ACURA TITLE COMPANY	5	0.01%			
ADAMS & REESE LLP	1	0.00%			
ADAMS ROTHSTEIN & SIEGEL PA	70	0.20%	11	0.47%	0.18
ADVANTAGE PLUS BUSINESS SERVICES	1	0.00%			
ADVANTAGE TITLE COMPANY	1	0.00%			
AFFORDABLE SELF HELP LEGAL CLINIC	2	0.01%			
AGENTS CHOICE TITLE LLC	1	0.00%			
AILISH OCONNOR ESQ	14	0.04%			
AIRAN PACE LAW PA	1	0.00%			
AKERMAN LLP	8	0.02%	1	0.04%	
ALAN B ALMAND	1	0.00%			
ALAN C JENSEN ESQ	10	0.03%			
ALBERTELLI & ASSOCIATES PC	1	0.00%			
ALBERTELLI LAW	251	0.70%	14	0.59%	1.29
ALDAY-DONALSON TITLE AGENCIES					
ALDRIDGE CONNORS LLP	17	0.05%			
ALDRIDGE PITE LLP	28	0.08%			
ALEX D SIRULNIK ESQUIRE	2	0.01%			
ALEXANDER & VANN	1	0.00%			
ALEXANDER P ALMAZAN PA	25	0.07%	1	0.04%	1.00
ALEXANDRA J DEAS ESQUIRE	8	0.02%	6	0.25%	
ALG LAW GROUP	3	0.01%			
ALISON E HICKMAN ATTORNEY					
ALL FLORIDA LEGAL CLINIC	18	0.05%			
ALL FLORIDA TITLE AGENCY INC	2	0.01%			
ALL FLORIDA TITLE SERVICES, INC	559	1.57%	24	1.02%	2.17
ALL FLORIDA TITLE	6	0.02%	3	0.13%	
ALL STAR TITLE INC	1	0.00%			
ALLEN L POUCHER JR PA	14	0.04%			
ALLENDER & ALLENDER PA	2	0.01%			
ALMAND & HEKIN PA	2	0.01%			
ALTERMAN & KOWAL PA	8	0.02%	2	0.08%	
AMBER J HINES ESQUIRE	1	0.00%			
AMELIA LAW GROUP PLLC	4	0.01%			
AMELIA TITLE AGENCY INC	4	0.01%			
AMERICAN HOME TITLE & ESCROW CO	45	0.13%	3	0.13%	2.00
AMERICAN HOME TITLE OF TAMPA BAY	8	0.02%	2	0.08%	
AMERICAN HOMEOWNER PRESERVATION	2	0.01%			
AMERICAS CHOICE TITLE COMPANY	405	1.14%	18	0.76%	0.83
AMERICAS TITLE CORPORATION	1	0.00%			
ANCHOR TITLE & LAW P A	20	0.06%	11	0.47%	
ANDREA F LENNON PA	8	0.02%	1	0.04%	
ANDREW M CURTIS ESQUIRE					
ANGELO & BANTA PA	38	0.11%			


Duval

Closing Agent	2015		2016		Ratio 2016 to 2015
	JAN - DEC	Share	JAN - JAN	Share	
ANSBACHER & ASSOCIATES PA	2	0.01%			
ANSBACHER & SCHNEIDER PA	89	0.25%	10	0.42%	0.40
ANSBACHER LAW	18	0.05%			
ANTHONY P PENOSO ESQUIRE	1	0.00%			
ANTONIO G MARTIN ESQUIRE	10	0.03%			
APECS HOLDINGS LLC	4	0.01%			
APPLE LAW FIRM PLLC	1	0.00%			
ARNOLD H. SLOTT, ESQ	2	0.01%			
ARNOLD LAW	2	0.01%			
ASHLEY M MYERS PA	2	0.01%			
ASME HOLDINGS LLC	7	0.02%			
ASSOCIATED ATTORNEY TITLE & CLOSING	2	0.01%			
ASSURE AMERICA TITLE COMPANY	1	0.00%			
ATLANTIC BEACH PARTNERS LLC	10	0.03%			
ATTORNEYS TITLE SERVICES LLC	91	0.26%	2	0.08%	1.50
ATWATER & WASHINGTON PA	1	0.00%			
AUSLEY & MCMULLEN PA	1	0.00%			
AV HOMES	19	0.05%			
AVERITT & ALFORD PA	6	0.02%			
BAJALIA LAW OFFICE PA	1	0.00%			
BAKER DONELSON BEARMAN CALDWELL ETAL	3	0.01%			
BAKER TITLE & ESCROW CO INC	15	0.04%	1	0.04%	1.00
BALCH & BINGHAM LLP	4	0.01%			
BARDENWERPER TALBOTT & ROBERTS	1	0.00%	1	0.04%	
BARNES & COHEN PA	1	0.00%			
BARON L BARTLETT, PA	4	0.01%			
BARON TITLE SERVICES LLC	7	0.02%			
BARRY A BOBEK ESQUIRE	3	0.01%			
BARRY CAROTHERS ESQUIRE	74	0.21%			
BARRY J FULLER	1	0.00%			
BARRY S. SINOFF, ESQ	5	0.01%			
BARRY ZISSER ESQ					
BARTLETT TITLE SERVICES LLC	38	0.11%	3	0.13%	1.33
BAY NATIONAL TITLE COMPANY	197	0.55%	18	0.76%	0.11
BAYVIEW TITLE SERVICES INC	2	0.01%			
BEACHES TITLE SERVICES LLC	35	0.10%	2	0.08%	0.50
BEAVERS/ROGERS LAW & ADVISORY GRP	4	0.01%			
BECKER & POLIAKOFF P A	2	0.01%			
BELLER & BUSTAMANTE PL	7	0.02%	1	0.04%	
BENJIE SPERLING	1	0.00%	1	0.04%	
BERG & ASSOCIATES PA	1	0.00%			
BEST AMERICAN TITLE LLC	16	0.04%	1	0.04%	1.00
BETTERS LAW FIRM PLLC	2	0.01%			
BILZIN SUMBERG BEANA ETAL	2	0.01%			
BLACKBURN & BLACKBURN	1	0.00%			
BLACKBURN & CO L C	8	0.02%			
BOGIN MUNNS & MUNNS PA	16	0.04%	4	0.17%	0.25
BOSTON NATIONAL TITLE AGENCY LLC	10	0.03%			
BOSTON NATIONAL TITLE LLC	3	0.01%			
BOWER MORGAN & ASSOCIATES P A	42	0.12%	4	0.17%	1.75
BRADLEY ARANT BOULT CUMMINGS LLP	2	0.01%			
BRANT ABRAHAM REITER ETAL	11	0.03%	2	0.08%	2.50
BRENNAN MANNA & DIAMOND PL	20	0.06%			

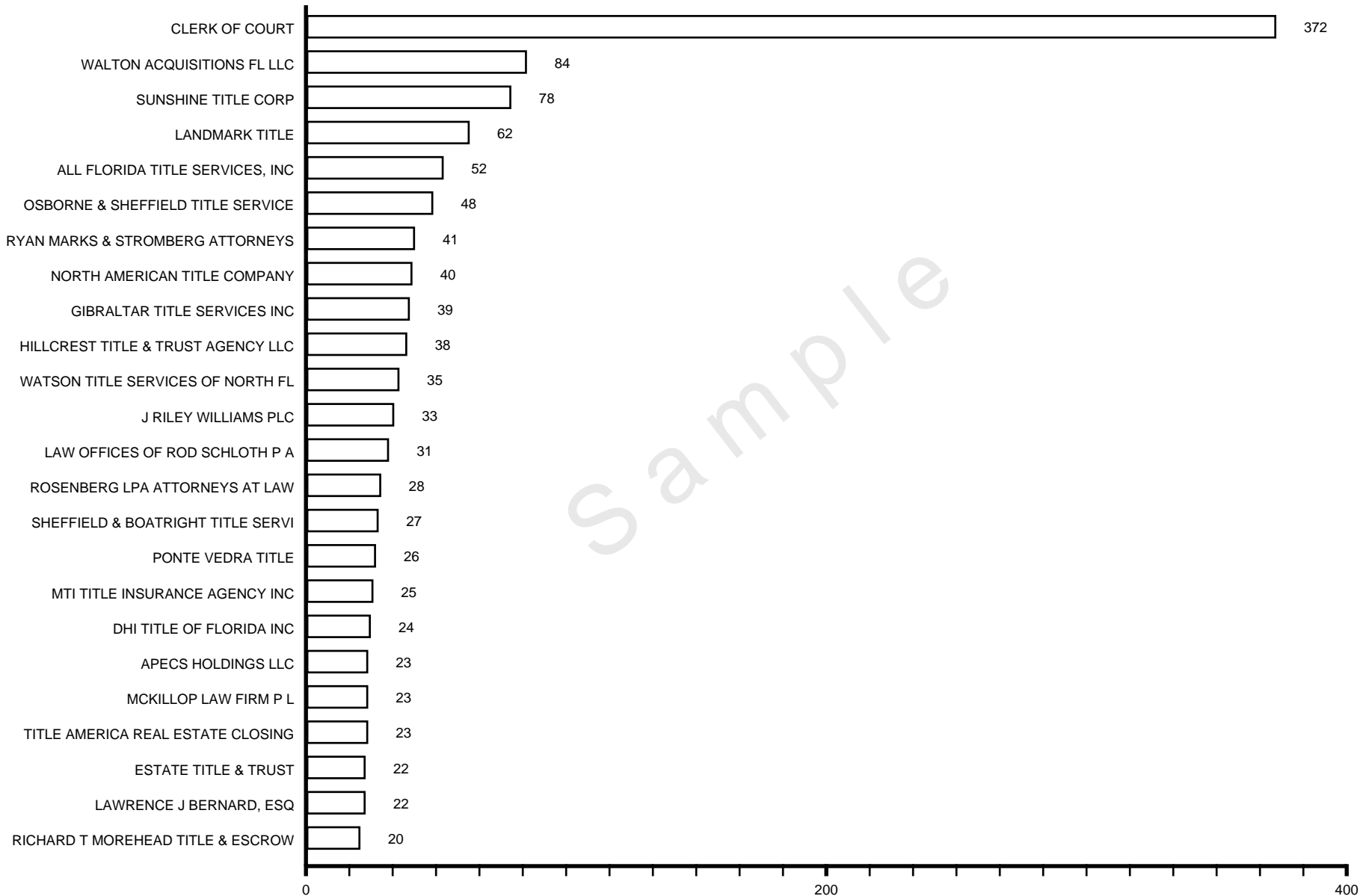
Number of Transactions by Closing Agent for the Period 01/01/2016 To 01/31/2016
Total Sales
For Duval County



Value of Transactions by Closing Agent for the Period 01/01/2016 To 01/31/2016
Total Sales
For Duval County



Number of Transactions by Closing Agent for the Period 01/01/2016 To 01/31/2016
Total Sales
For Duval County



Value of Transactions by Closing Agent for the Period 01/01/2016 To 01/31/2016
Total Sales
For Duval County

